

# BIGCC 2026 PRODUCT SUMMARY

SIZE / 600X1200MM

## APPLICATION SPACE



**BIGCC**  
SINTERED STONE

# COMPANY PROFILE

Benaly&bigcc  
Super Headquarters



## ENTERPRISE POSITIONING

As a benchmark in China's sintered stone industry, BIGCC focuses on R&D, manufacturing, sales, and integrated solutions for mid-to-high-end products. Originating from a 2006 ceramic enterprise, it shifted to sintered stone in 2019 and has built a mature industrial ecosystem.

## CORE VALUES

### Operation Philosophy:

Innovation-Driven Leadership, Uncompromising Quality, Extraordinary service, Win-win cooperation;

### Strategic Direction:

Intelligent Manufacturing Enhancement, Core Technical Breakthroughs, Global Network Expansion, Industrial Ecosystem Optimization;

### Corporate Mission:

Empower Employee Development, Deliver Customer Value, Lead Industry Advancement;

### Corporate Vision:

To Become a Global Leader in Sintered Stone Solutions;



## Manufacturing Scale & Capacity:

4

### Intelligent Production Bases

total area: 2,800 mu ≈ 187 hectares; 10 intelligent double-layer, production lines, 15 million m<sup>2</sup> annual capacity per base



## Technical Expertise & Quality Assurance:

design options available in stock

1,000\* professional technical team mastering "Continuous Pattern+Seamless Matching Infinite Layout" design technology; 20,000m<sup>2</sup> showroom with full-size specifications and 3,000\* design options available in stock; Strict compliance with international quality management systems ensures products meet the highest standards

3000+

## Supply Chain Support:

20  
million m<sup>2</sup>

### ready inventory for timely delivery

3,000\* in-stock styles across all specifications





# PRODUCT ADVANTAGES AND APPLICATIONS

**15** SIZES

**10** TEXTURE SERIES

**8** SURFACE FINISHES

## INNOVATIVE PRODUCT ADVANTAGES

### Custom Specifications:

15 sizes×6 thicknesses, full-dimensional customization options to fit diverse scenario requirements

### Diverse Design:

10 texture series (luxury stone/cave stone/wood grain, etc.) + 8 surface finishes (polished/matte, etc.)

### Environmental Standards:

Using eco-friendly processes and materials, compliant with international environmental certifications

## SINTERED STONE APPLICATIONS



LARGE  
PUBLIC SUIT



BUILDING  
CURTAIN WALL



HOME  
DECORATION



WHOLE HOUSE  
CUSTOMIZATION



FINISHED HOME



GROUND



INTEGRATED  
BATHROOM



INTEGRATED  
KITCHEN

**MOLD 3D ENGRAVED MATT**

SIZE:600x1200

THICKNESS:10MM




CODE:**BIGCC612MR24YMJ**  
GOLD VEIN WOOD GRAIN-CREAM GREY




CODE:**BIGCC612MR25YMJ**  
GOLD VEIN WOOD GRAIN CREAM YELLOW



CODE:**BIGCC612MR26YMJ**  
GOLD VEIN WOOD GRAIN ORIGINAL BROWN




CODE:**BIGCC612MR27YMJ**  
GOLD VEIN WOOD GRAIN ORIGINAL COFFEE



CODE:**BIGCC612MY01YMJ**  
LAFITE WOOD GRAIN-CREAM GREY




CODE:**BIGCC612MY02YMJ**  
LAFITE WOOD GRAIN-LEMON YELLOW




CODE:**BIGCC612MY03YMJ**  
LAFITE WOOD GRAIN CLOUD OAK BROWN




CODE:**BIGCC612MY04YMJ**  
LAFITE WOOD GRAIN FONTAINE BROWN




CODE:**BIGCC612MY05YMJ**  
LAFITE WOOD GRAIN-ELM YELLOW




CODE:**BIGCC612MY06YMJ**  
LAFITE WOOD GRAIN-ELM RED




CODE:**BIGCC612MY07YMJ**  
LAFITE WOOD GRAIN MAPLE SPICE COFFEE



CODE:**BIGCC612MY08YMJ**  
LAFITE WOOD GRAIN CHAMPAGNE COFFEE



CODE:**BIGCC612MY09YMJ**  
LAFITE WOOD GRAIN-WALNUT COFFEE




CODE:**BIGCC612MY10YMJ**  
LAFITE WOOD GRAIN-OAK BLACK


**FLAT 3D ENGRAVED MATT**

**SIZE:600x1200**

**THICKNESS:10MM**



CODE:**BIGCC612MP13YJ**  
EARL WOOD GRAIN CREAM WHITE



CODE:**BIGCC612MP14YJ**  
EARL WOOD GRAIN CREAM YELLOW



CODE:**BIGCC612MP15YJ**  
EARL WOOD GRAIN-SAND BROWN



CODE:**BIGCC612MP16YJ**  
EARL WOOD GRAIN CHAMPAGNE YELLOW




CODE:**BIGCC612MP18YJ**  
EARL WOOD GRAIN-LILAC BROWN



CODE:**BIGCC612MP17YJ**  
EARL WOOD GRAIN AMBER RED



CODE:**BIGCC612MP19YJ**  
EARL WOOD GRAIN-CHESTNUT COFFEE



CODE:**BIGCC612MP20YJ**  
EARL WOOD GRAIN-JAZZ BLACK



CODE:**BIGCC612MW21YJ**  
BASA WOOD GRAIN-TIMBER YELLOW



CODE:**BIGCC612MW22YJ**  
BASA WOOD GRAIN-TIMBER RED



CODE:**BIGCC612MW23YJ**  
BASA WOOD GRAIN-TIMBER COFFEE


**5D DIGITAL GLAZE MOLD**

SIZE:600x1200

THICKNESS:10MM




CODE:**BNL1201**  
QIANLAN SANDWOOD



CODE:**BNL1202**  
WARM ELM LIGHTWOOD



CODE:**BNL1203**  
CHARRED MAPLE MALT



CODE:**BNL1205**  
SHADOWGRAIN EBONY




CODE:**BNL1210**  
APRICOT WHISPER




CODE:**BNL1206**  
ELM GLOW



CODE:**BNL1207**  
TEA RHYTHM MELLOW POMELO



CODE:**BNL1208**  
HUNAN SHADOWMUSE



CODE:**BNL1209**  
INKELM HUSHLIGHT




CODE:**BNL1286**  
SANDSWEPT WILD




CODE:**BNL1287**  
ORIHARA RIDGE WIND



CODE:**BNL1288**  
WEAWEWOOD ECHO



CODE:**BNL1271**  
XUYING WARM OAK



CODE:**BNL1272**  
XUYING GLIMMER OAK



CODE:**BNL1299**  
LATTICE TENON NATURAL WOOD




CODE:**BNL1281**  
MORNING LIGHT OAKVEIL



CODE:**BNL1282**  
NOONBLISS OAKVEIL




CODE:**BNL1283**  
TWILIGHT OAKVEIL



CODE:**BNL1275**  
LATTICE GLOW FLOATING QUINCE




CODE:**BNL1276**  
TWILIGHT HAZEL




CODE:**BNL1277**  
SHADOWGRID INK MYSTIC BEGONIA



CODE:**BNL1291**  
KOYU SERENITY



CODE:**BNL1292**  
KOYU TWILIGHT VEIN



CODE:**BNL1293**  
KOYU SILENCE


**VELVET**

SIZE:600x1200

THICKNESS:9MM




CODE:2M61208  
YASHI WHITE




CODE:2M61209  
FENGLIN WHITE




CODE:2M61222  
ITALIAN FISH BELLY WHITE




CODE:2M61212  
TASMAN




CODE:2M61213  
SERVIS



CODE:2M61202  
CREAM YELLOW



CODE:2M61204  
PREMIUM GREY




CODE:2M61203  
CREAM COFFEE




CODE:2M61215  
STRIATED-PORTLAND WHITE




CODE:2M61216  
STRIATED-PORTLAND YELLOW



CODE:2M61210  
STRIPED-ROMAN WHITE CAVE



CODE:2M61211  
STRIATED-ROMAN WHITE CAVE



CODE:2M61221  
BARLO



CODE:2M61217  
ANTIQUE ROMAN GREY



CODE:2M61219  
GREEK GREY

**VELVET**

SIZE:600x1200

THICKNESS:9MM

---




CODE:**2M61218**  
CLOUD GREY


**MICRO EMBOSSED-MICRO GLAZE+STARLIGHT DRY GLAZE**

SIZE:600x1200


THICKNESS:9MM




CODE:5M61238  
LIMESTONE BEIGE



CODE:5M61241  
LIMESTONE GREY WHITE



CODE:5M61239  
LIMESTONE YELLOW



CODE:5M61240  
LIMESTONE COFFEE



CODE:5M61242  
LIMESTONE GREY




CODE:5M61243  
LIMESTONE BLACK


**MICRO EMBOSSED-REPLICA TIME GLAZE**

SIZE:600x1200


THICKNESS:9MM




CODE:3M61230  
TRIDACNA WHITE




CODE:3M61213  
SERVIS




CODE:3M61226  
FENDI WHITE



CODE:3M61228  
DUAN WHITE



CODE:3M61229  
FOCAL LEAVES



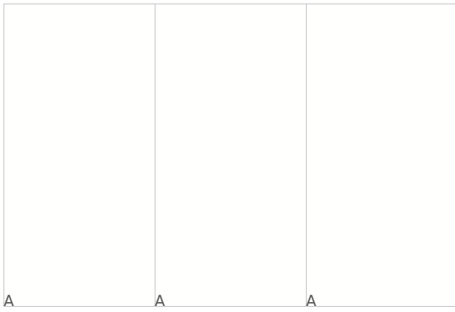
CODE:3M61225  
MIZHI

**GOLDEN VELVET 8.0 CRYSTAL GLAZE**

SIZE:600x1200

THICKNESS:9MM


---




CODE:**TPR61201**  
CREAM WHITE



CODE:**TPR61206**  
CREAM



CODE:**TPR61202**  
CREAM YELLOW



CODE:**TPR61207**  
CREAM GREY